


## Clean the internal

### Clean the Dust Bag

- Open the machine head cover after shutting down the system.
- Lift the dustproof plate to open the container cover.
- Remove the sealing strip of dust bag and empty it.
- Reinstall the dust bag and securely close the dust plate.



### Clean the Air Filter

- Pull the air filter handle to remove it.
- Gently tap to remove dust from the air filter.
- Reinstall the air filter into the square hole.
- Check and ensure the air filter corners are in place.
- Confirm the handle faces outward after installation.



## Clean the bottom


### Clean Side Brushes

- Pinch and pull down the side brush at the base.
- Use a cutter to remove tangled hair.
- Hold the side brush and reinstall it.




### Clean the Debris Tray

- Open the right lid.
- Hold the black handle and pull out the debris tray.
- After dumping garbage, reinstall the debris tray.



### Clean the Roller Brush

- Turn screws to lift the roller brush cover.
- Press down one end to detach; cut tangled material with a cutter.
- Clean debris using a hard brush on the roller brush.
- Lift, align roller brush end with the rotating shaft, and secure tightly.
- Stir the roller brush manually for smooth rolling.



### Clean the Mop Cloth


- Press and pull the dust mop plate rearward with both hands.
- Detach the mop cloth and fully dry it after cleaning.
- Attach the mop cloth to the plate and put it back to attach the plate to the robot.



## Clean the exterior


### Wipe the Exterior

- Use a slightly damp cloth to wipe the exterior from top to bottom.



### Wipe Sensors

- Get a clean and soft cloth.
- Wipe the front and rear cameras sequentially.
- Wipe the LiDAR above the anti-collision bumper.



### Wipe the Touchscreen

- Wipe the screen in circles from inside to outside with a clean, soft cloth.



### Wipe the Charging Dock

- Disconnect power to the charging dock.
- Wipe the charging dock with a slightly damp cloth.
- Avoid wiping the charging contacts.

